



TECMA DESIGN , FLEXI LINE / FLEXI LINE 2G
SPARE PARTS & ACCESSORIES

SPARE PART LIST TOILETS TECMA DESIGN AND FLEXI LINE

X-light / Privilege / Evolution / Breeze / E-Breeze / Silence Plus 2G / Elegance 2G / Silence Plus / Elegance Saninautico / Prestige

Reference	TECMA PART NUMBER	NOTE	Description
1	T-PF.P01A	12V DC	MACERATOR PUMP 12v POMPA MACERATRICE 12v
	T-PF.P01B	24V DC	MACERATOR PUM24v P POMPA MACERATRICE 24v
	T-PF.P64	220-240V AC	MACERATOR PUMP 230v POMPA MACERATRICE 230v
	T-PF.P87	110-125V AC	MACERATOR PUMP 110v POMPA MACERATRICE 110 v
2	T-PF.P29/A		DISCHARGE HOSE WITH ONE WAY VALVE/TUBO SCARICO
	T-PF.P29/A_2G	ONLY 2G	DISCHARGE HOSE FLEXI 2G WITH ONE WAY VALVE/TUBO SCARICO FLEXI 2G
	T-PF.P30 (<2015)		CLAPET ONE WAY VALVE/ VALVOLA DI NON RITORNO (<2015)
	T-PF.P86		DUCKBILL ONE WAY VALVE/ VALVOLA DI NON RITORNO
	T-PF.P13/A		STANDARD SYPHON HOSE/ MANICOTTO VASO-POMPA DESIGN /FLEXI
	T-PF.P13/A_2G	ONLY 2G	SYPHON HOSE FLEXI 2G / MANICOTTO VASO-POMPA FLEXI 2G
	T-PF.P50		RUBBER KIT DESIGN/FLEXI LINE(T-PF.P29/A+T-PF.P13/A+T-PF.P86) KIT TUBAZ. DESIGN/FLEXI
	T-PF.P50_2G	ONLY 2G	RUBBER KIT FLEXI 2G : T-PF.P29/A_2G + T-PF.P13/A_2G+T-PF.P86) KIT TUBAZIONI FLEXI 2G
3*	T-PF.P03/B		INLET NOZZLE WHITE / UGELLO DI IMMISSIONE BIANCO
	T-PF.P03/P		INLET NOZZLE PERGAMON (BONE)/ UGELLO DI IMMISSIONE PERGAMON
	T-PF.P03/N		INLET NOZZLE BLACK/ UGELLO DI IMMISSIONE NERO
	T-PF.P03B/B		INLET NOZZLE WHITE WITH BIDET SHOWER FUNCTION/ UGELLO BIANCO CON BIDET
	T-PF.P03B/P		INLET NOZZLE PERGAMON WITH BIDET SHOWER FUNCTION /UGELLO PERGAMON CON BIDET
	T-PF.P03B/N		INLET NOZZLE BLACK WITH BIDET SHOWER FUNCTION /UGELLO NERO CON BIDET
*not for X-Light			
4			FOR SEAT AND COVER SPARES SEE SEPARATE TABLE / PER SEDILI SI VEDA PAGINE SEGUENTI
5	T-PF.P11/B		ALL IN ONE 1 BUTTON WALL SWITCH / CENTRALINA 1 PULSANTE "ALL IN ONE"
	T-PF.P11		ALL IN ONE 2 BUTTON WALL SWITCH/ CENTRALINA 2 PULSANTE"ALL IN ONE"
	T-PF.P11M1		MULTIFRAME 1 BUTTON CONTROL PANEL / CENTRALINA 1 PULSANTE"MULTIFRAME"
	T-PF.P11M2		MULTIFRAME 2 BUTTONS CONTROL PANEL CENTRALINA 2 PULSANTE" MULTIFRAME"
	T-PF.P11A1		ARGENT 1 BUTTON CONTROL PANEL / CENTRALINA 1 PULSANTE"ARGENT"
	T-PF.P11A2		ARGENT 2 BUTTONS CONTROL PANEL / CENTRALINA 2 PULSANTE"ARGENT"
	T-PF.P11T1		TOUCH 1 BUTTON CONTROL PANEL / CENTRALINA 1 PULSANTE"TOUCH "
	T-PF.P11T2		TOUCH 2 BUTTONS CONTROL PANEL / CENTRALINA 2 PULSANTE"TOUCH "
	T-PF.P11T/T		PREMIUM CONTROL PANEL KIT (WALL SWITCH + CONTROLLER + STA) / CENTRALINA 2P PREMIUM
	T-PF.P11T/T-TOUCH		PREMIUM TOUCH CTRL PANEL KIT(TOUCH WALL SWITCH + CONTROLLER + STA+CABLE)
	T-PF.PE20		STA – SINGLE TOILET ADAPTER / ADATTATORE CENTRALINE PREMIUM PER SENSORI
6	T-PF.P14/V	12V DC	INVENSYS SOLENOID 12 v (VAI) / ELETTRORVALVOLA (VAI) 12v
	T-PF.P15/V	24V DC	INVENSYS SOLENOID 24 v (VAI) / ELETTRORVALVOLA (VAI) 24v
	T-PF.P12/V	220-240V AC	INVENSYS SOLENOID 230 v (VAI) / ELETTRORVALVOLA (VAI) 230v
	T-PF.P47/V	110-125V AC	INVENSYS SOLENOID 110 v (VAI) / ELETTRORVALVOLA (VAI) 110v
not shown	T-PF.P14/I (<2015)	12V DC	INVENSYS SOLENOID 12 v / ELETTRORVALVOLA (V18)
	T-PF.P15/I (<2015)	24V DC	INVENSYS SOLENOID 24 v / ELETTRORVALVOLA (V18)
	T-PF.P12/I (<2015)	220-240V AC	INVENSYS SOLENOID 230 v / ELETTRORVALVOLA (V18)
	T-PF.P47/I (<2015)	110 volts	INVENSYS SOLENOID 110 v / ELETTRORVALVOLA (V18)
6a	T-PF.P14 (<2015)	12V DC	CEME SOLENOID 12 v / ELETTRORVALVOLA 12v
	T-PF.P15 (<2015)	24V DC	CEME SOLENOID 24 v / ELETTRORVALVOLA 24v
	T-PF.P12 (<2015)	220-240V AC	CEME SOLENOID 230 v / ELETTRORVALVOLA 230v
	T-PF.P47 (<2015)	110-125V AC	CEME SOLENOID 110 v / ELETTRORVALVOLA 110v
	T-PF.P14/B (<2015)	12V DC	CEME PILOT OPERATED SOLENOID BRASS 12v / ELETTRORVALVOLA SERVOASSISTITA CEME 12v
	T-PF.P15/B (<2015)	24V DC	CEME PILOT OPERATED SOLENOID BRASS 24v / ELETTRORVALVOLA SERVOASSISTITA CEME 24v
	T-PF.P12/B (<2015)	220-240V AC	CEME PILOT OPERATED SOLENOID BRASS 230v / ELETTRORVALVOLA SERVOASSISTITA CEME 230v

SPARE PART LIST TOILETS TECMA DESIGN AND FLEXI LINE

X-light / Privilege / Evolution / Breeze / E-Breeze / Silence Plus 2G / Elegance 2G / Silence Plus / Elegance Saninautico / Prestige

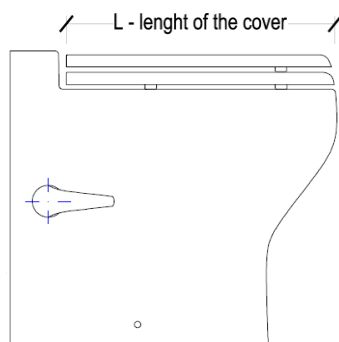
7	T-PF.P27	12V DC	INLET PUMP / POMPA DI IMMISSIONE
	T-PF.P28	24V DC	INLET PUMP / POMPA DI IMMISSIONE
8	T-PF.P89 (OPT)		INSENSYS ADAPTER FOR TOILET EMBEDDED SOLUTION (OPTIONAL) / RACCORDO
9	T.896		FLOOR FIXATION BRACKET SYSTEM KIT (DESIGN, FLEXI 2G) / FISSAGGIO A TERRA
10	T-PF.P32		MACERATOR HW MOUNTING STANDARD KIT (KIT INSTALLAZ. POMPA MACERATRICE)
	T-PF.P32/B		MACERATOR HW MOUNTING KIT SHORT VERSIONS 2G + PRIVILEGE (KIT INSTALLAZ. POMPA)
	T-PF.P32/C		MACERATOR HW MOUNTING KIT BREEZE/ EBREEZE (KIT INSTALLAZ. POMPA MACERATRICE)
	T-PF.P32/EVO		MACERATOR HW MOUNTING KIT EVOLUTION (KIT INSTALLAZ. POMPA MACERATRICE)
Other accessories (parts not shown)	T-PF.P08 (OPT)		INLET VENTILATION VALVE / VALVOLA VENTILAZIONE
	T-PF.P04 (OPT)		OUTLET VENTILATION VALVE / VALVOLA DI VENTILAZIONE
	T-PF.P07 (OPT)		PNEUMATIC TANK SENSOR / SENSORE PNEUMATICO
	T-PF.P07B (OPT)		ARCADIA PNEUMATIC TANK SENSOR / SENSORE PNEUMATICO ARCADIA
	T-PF.P07C (OPT)		DOUBLE PNEUMATIC TANK SENSOR / SENSORE PNEUMATICO DOPPIO
	T-PF.P07D (OPT)		3 CONTACTS TANK SENSOR / SENSORE PNEUMATICO 3 CONTATTI
	T-PF.P81 (OPT)		DESIGN-FLEXI FULL TANK FIELD EFFECT SENSOR / SENSORE "FIELD EFFECT" SERBATOIO PIENO
	T-PF.P82 (OPT)		DESIGN-FLEXI MID TANK FIELD EFFECT SENSOR / SENSORE "FIELD EFFECT" SERBATOIO ½ PIENO
	T-PF.P53 (OPT)		GENERAL REPARATION KIT / KIT RIPARAZIONI GENERALE
T-611 (OPT)		EVOLUTION WALL MOUNTING FRAME KIT / STAFFA MONTAGGIO A MUREO EVOLUTION	
Prestige specific (parts not shown)	T-PF.P54		PRESTIGE RUBBER KIT / KIT MANICOTTI PRESTIGE
	T-PF.P56		PRESTIGE REPARATION KIT / KIT RIPARAZIONI PRESTIGE
	T-PF.P49	12/24 VDC	PRESTIGE PROGRAMMER / CENTRALINA PRESTIGE
	T-PF.P26	220-240V AC	PRESTIGE PROGRAMMER / CONTROLLER PRESTIGE

SPARE PART LIST TOILETS TECMA DESIGN AND FLEXI LINE

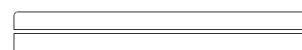
X-light / Privilege / Evolution / Breeze / E-Breeze / Silence Plus 2G / Elegance 2G / Silence Plus / Elegance Saninautico / Prestige

- Seat and cover table / - Elenco dei coprisedile

L is the length of the cover / *L è la lunghezza del coperchio*



• Profile view of thermosetting:
Vista di profilo del termoindurente



• Profile view of polyester:
Vista di profilo del poliester

X-LIGHT		
CARBON	PAINTED	
T-475	T-684	CARBON FIBRE SEAT AND COVER
<i>*If painted specify RAL</i>		



PRIVILEGE			
			L=48 cm
WHITE	BONE	BLACK	
T-623	T-623P	T-623N	THERMOSETTING SEAT AND COVER WITH SOFT CLOSING SYSTEM



EVOLUTION			
			L=39 cm
WHITE	BONE	BLACK	
T-051TBFR	T-051TPFR		THERMOSETTING SEAT AND COVER WITH SOFT CLOSING SYSTEM
T-051FR	T-051BFR	T-051NFR	POLYESTER SEAT AND COVER WITH SOFT CLOSING SYSTEM
T-597/F	HINGES EVOLUTION WITH THERMOSETTING SEAT AND COVER WITH SOFT CLOSING SYSTEM		
T-595/F	HINGES EVOLUTION POLYESTERE SEAT AND COVER WITH SOFT CLOSING		



BREEZE	
L=42 cm	
WHITE	
T-278TBFR/CN	THERMOSETTING SEAT AND COVER WITH SOFT CLOSING SYSTEM AND FAST REMOVING HINGES
T-630/B	HINGES BREEZE WITH THERMOSETTING SEAT AND COVER WITH SOFT CLOSING AND FAST REMOVING



E-BREEZE	
L=42 cm	
WHITE	
T-758	E-BREEZE ELECTRONIC BIDET SEAT AND COVER



SPARE PART LIST TOILETS TECMA DESIGN AND FLEXI LINE

X-light / Privilege / Evolution / Breeze / E-Breeze / Silence Plus 2G / Elegance 2G / Silence Plus / Elegance Saninautico / Prestige

SILENCE PLUS / SILENCE PLUS 2G				
				L = 41.5 cm
WHITE	BONE	BLACK	WOODEN WALNUT	
T-278	T-278C	T-278N	T-278L	POLYESTER SEAT AND COVER
T-278FR	T-278CFR	T-278NFR		POLYESTER SEAT AND COVER SOFT CLOSING
T-278TB	T-278TP			THERMOSETTING SEAT AND COVER
T-278TBFR	T-278TPFR			THERMOSETTING SEAT AND COVER WITH SOFT CLOSING
T-596	HINGES SILENCEPLUS WITH POLYESTER SEAT AND COVER			
T-PF.P83	HINGES SILENCEPLUS WITH POLYESTER SEAT AND COVER SOFT CLOSING			
T-630	HINGES SILENCEPLUS WITH THERMOSETTING SEAT AND COVER			
T-630/F	HINGES SILENCEPLUS THERMO. SEAT AND COVER WITH SOFT CLOSING SYSTEM			



SANINAUTICO				
				L = 39 cm
WHITE	BONE	BLACK		
T-051	T-051B	T-051N		POLYESTER SEAT AND COVER
T-051FR	T-051BFR	T-051NFR		POLYESTER SEAT AND COVER SOFT CLOSING
T-051TB	T-051TP			THERMOSETTING SEAT AND COVER
T-051TBFR	T-051TPFR			THERMOSETTING SEAT AND COVER WITH SOFT CLOSING SYSTEM
T-595	HINGES ELEGANCE WITH POLYESTER SEAT AND COVER			
T-595/F	HINGES ELEGANCE WITH POLYESTER SEAT AND COVER SOFT CLOSING			
T-597	HINGES ELEGANCE WITH THERMOSETTING SEAT AND COVER			
T-597/F	HINGES ELEGANCE THERMOSETTING SEAT AND COVER WITH SOFT CLOSING SYSTEM			



ELEGANCE / ELEGANCE 2G				
				L = 35 cm
WHITE	BONE	BLACK	WOODEN WALNUT	
T-236	T-236C	T-236N	T-236L	POLYESTER SEAT AND COVER
T-236FR	T-236CFR	T-236NFR		POLYESTER SEAT AND COVER SOFT CLOSING
T-236TB	T-236TP			THERMOSETTING SEAT AND COVER
T-236TBFR	T-236TPFR			THERMOSETTING SEAT AND COVER WITH SOFT CLOSING
T-596	HINGES ELEGANCE WITH POLYESTER SEAT AND COVER			
T-PF.P84	HINGES ELEGANCE WITH POLYESTER SEAT AND COVER SOFT CLOSING			
T-630	HINGES ELEGANCE WITH THERMOSETTING SEAT AND COVER			
T-630/F	HINGES ELEGANCE THERMOSETTING SEAT AND COVER WITH SOFT CLOSING SYSTEM			



PRESTIGE 45 / 56*				
* to order also for old Evolution version (2010)				
WHITE	BONE			
T-154	T-154B			POLYESTER SEAT AND COVER
T-103	HINGES POLYESTER PRESTIGE 45 SEAT AND COVER			

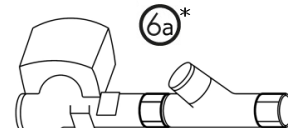
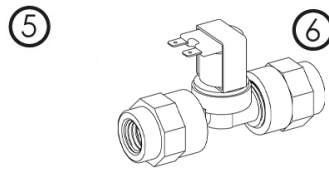
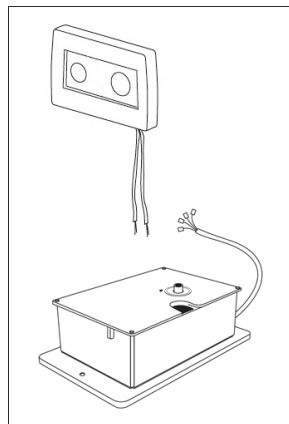
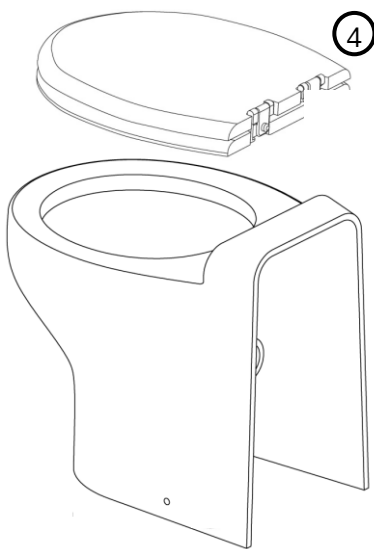
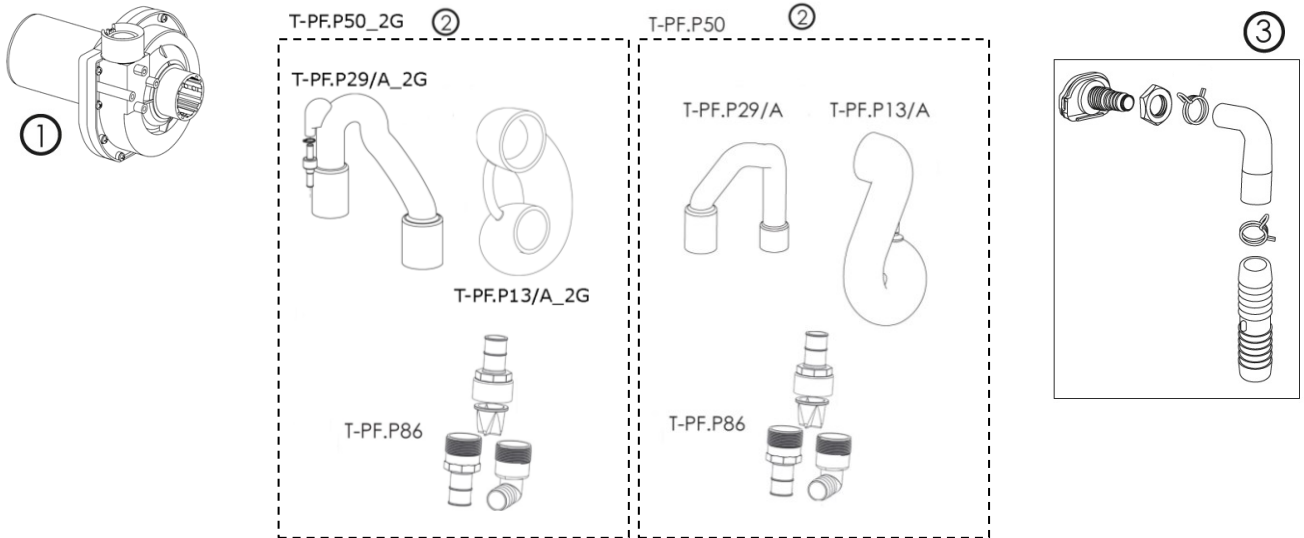


PRESTIGE 50				
				L = 46 cm
WHITE	BONE			
T-153	T-153B			POLYESTER SEAT AND COVER
T-632	HINGES POLYESTER PRESTIGE 50 SEAT AND COVER			

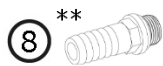
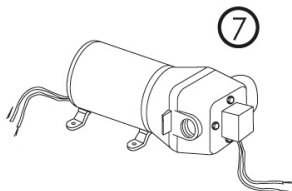


SPARE PART LIST TOILETS TECMA DESIGN AND FLEXI LINE

X-light / Privilege / Evolution / Breeze / E-Breeze / Silence Plus 2G / Elegance 2G / Silence Plus / Elegance Saninautico / Prestige



* VALID BEFORE 2015
(PLUG AND PLAY REPLACED WITH
NEW SOLENOID N. ⑥)



** OPTIONAL
(ONLY FOR TOILET EMBEDDED
SOLENOID INSTALLATIONS)

