



**OXE**  
DIESEL



**200 HP DIESEL OUTBOARD**

[www.oxe-diesel.com](http://www.oxe-diesel.com)


# OXE 200 HP

## TECHNICAL SPECIFICATION

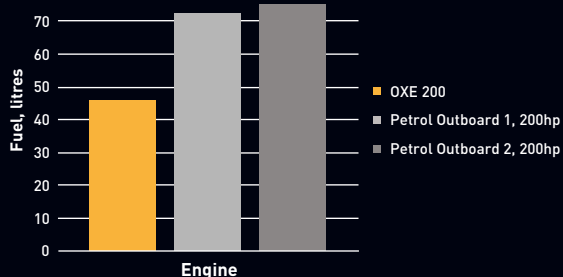
SIGNIFICANT OPERATIONAL BENEFIT

SERVICE INTERVAL **200 HRS/800 HRS**

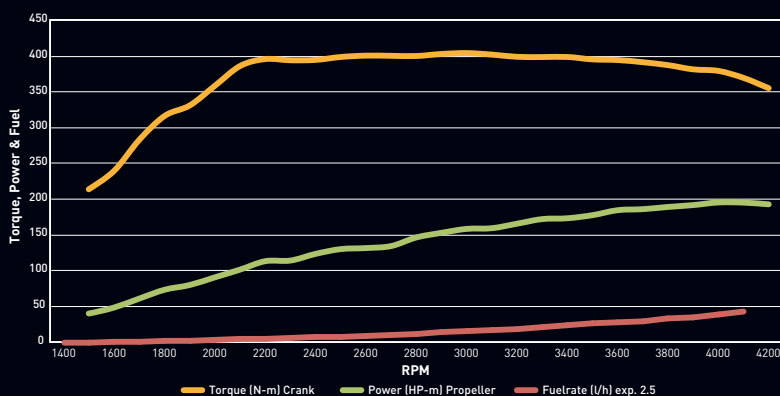
WOW - En Reklambyrå!



### FUEL CONSUMPTION WOT



### OXE 200 HP TORQUE / POWER / FUEL CONSUMPTION



### Technical data – OXE Diesel

Engine type:	Diesel, L4
Displacement:	2.0 L
Intake:	Turbocharged, intercooled
Torque:	415 Nm at 2800 rpm
Power:	200 HP at 4100 rpm
Fuel:	Diesel
	EN 590, ASTM D 975 No.1
	No.2. JIS KK2204, F54 & F75
Weight:	350 kg

Alternator output:	130 Amp
Rig length:	25" or 33"
Cooling:	Closed cooling circuit
Starting:	Electric
Steering:	Electronic Power Steering
Shift:	CANbus, Electro-hydraulic
Clutch:	Hydraulic multi-friction plate
Gear ratios:	1.73:1 and 2.17:1
Dimensions (25" leg), LHW	994 x 1880 x 678 mm

OXE PSHEET 200HP 18.11-1000